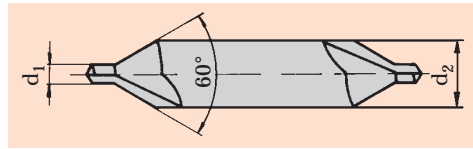
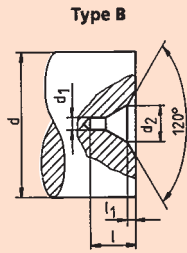
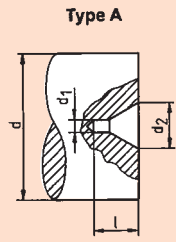


Emne – diameter	Type A			Type B		
	d_1	d_2	l	l_1	d_2	l
3 - 9	1,0	2,5	2,2	0,4	2,5	2,6
9 - 12	1,25	3,15	2,8	0,5	3,15	3,3
12 - 15	1,6	4,0	3,5	0,5	4,0	4,0
15 - 20	2,0	5,0	4,5	0,6	5,0	5,1
20 - 30	2,5	6,3	5,5	0,8	6,3	6,3
30 - 40	3,15	8,0	7,0	0,9	8,0	7,9
40 - 60	4,0	10,0	9,0	1,2	10,0	10,2
60 - 90	5,0	12,5	11,0	1,6	12,5	12,6
90 - 120	6,3	16,0	14,0	1,8	16,0	15,8
120 - 180	8,0	20,0	18,0			
180	10,0	25,0	22,0			



Pinolbor uden beskyttende rejfning (Type A)



Pinolbor med beskyttende rejfning (Type B)